




# Worksheets for Children

London Canal Museum  
12-13 New Wharf Road  
London  
N1 9RT  
Tel: 020 7713 0836  
[www.canalmuseum.org.uk](http://www.canalmuseum.org.uk)

The Canal Museum Trust  
Registered Charity number 277484





Name \_\_\_\_\_

Date \_\_\_\_\_

## The Building

WHY was it built? \_\_\_\_\_

WHEN? \_\_\_\_\_


WHO owned it? \_\_\_\_\_

WHY were the ice wells no longer needed?

\_\_\_\_\_

Draw the glasses used for selling ice cream.

WHO or WHAT lived upstairs? \_\_\_\_\_



# Locks

Why do canals need locks? \_\_\_\_\_  
\_\_\_\_\_  
\_\_\_\_\_

Raising the paddles lets water in and out of the lock.  
What is the tool called that is used to raise and lower the paddles?

\_\_\_\_\_

Quickly draw one here.

## Living on a narrowboat

Who lived on board? \_\_\_\_\_  
\_\_\_\_\_


Would you like to live in a cabin like the one you see in the museum?  
Say why or why not. \_\_\_\_\_

\_\_\_\_\_  
\_\_\_\_\_  
\_\_\_\_\_



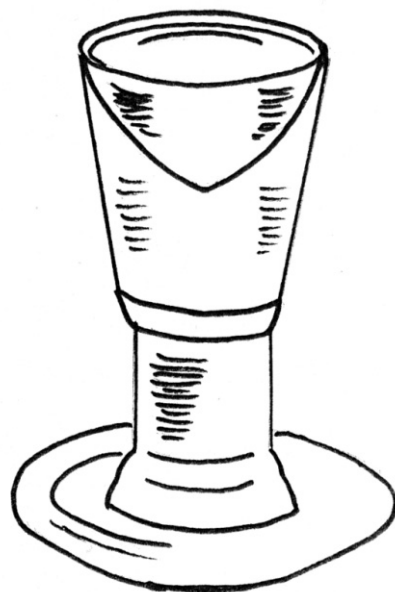
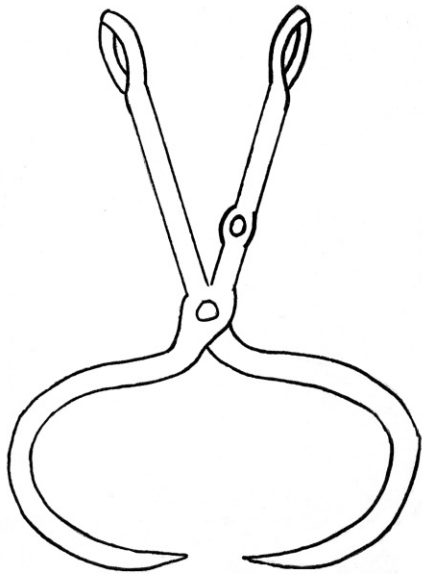
# Did you see?

Here are some of the things to be found in or on a working narrowboat like "Coronis". What are they? What are they used for? Where would you be most likely to see them?.





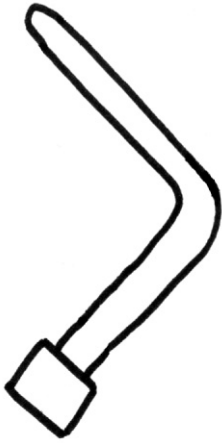
# Did you see? (3)

Can you find these? Who or what are they? What do you know about them?



## Did you see (2)

Here are some more things you can see in the museum. What are they?  
What were they used for?



# Building the Regent's Canal (1)

In 1812 a company was formed to construct and operate a new canal from Paddington to the River Thames at Limehouse. It was to be just over 8 miles long with 12 locks and a fall of 100 feet to the Thames. A lot of people were involved in the project.

Now choose the right word! (See the wordlist below)

- ..... invested money in the project
- ..... took measurements and planned the route
- ..... designed the locks, tunnels, and bridges
- ..... managed and supervised construction
- ..... were hired to dig the channel or "cut"

(Engineers, Shareholders, Surveyors, Navvies, Contractors)

Which of these groups would you **most** like to have belonged to? Explain why.

Which would you **least** like to have belonged to? Say why.

## Building the Regent's Canal (2)

The proposed new canal affected the lives of many people and caused a lot of argument and discussion. Do you think these people would have argued for or against the plans?

**Local landowners** (who owned land through which the canal was to be built).

For            Against            Why?

**Industrialists and manufacturers** (who owned factories, coal mines, stone quarries, gravel pits and timber yards)

For            Against            Why?

**Skilled craftsmen** (builders, stonemasons, bricklayers)

For            Against            Why?

**Agricultural workers** (hired or employed by local landowners)

For            Against            Why?

# Find the words!

eg. ice cream

(a penny a lick!)

ice w . . .

(wide, deep and lined with bricks)

ice b . .

(keeps things cool)

ice c . . .

(pulled by horses)

ice d . . .

(a tool for handling ice blocks)

ice w . . . .

(an area outside the museum)

## How many words can you find to do with canals?

A C  
B P H  
K U S E  
G L T  
O R

There are at least 6 things that you can see or read about in the museum.

# The Trade

Where did the ice come from? (Circle the correct answer)

Russia

Norway

Canada

How was it transported to London?

by tug

by barge

by ship

How wide is the ice well?

5 metres

10 metres

15 metres

How much ice did it hold?

100 tons

300 tons

500 tons


Who bought the ice?

(The words have been muddled. Can you rewrite them correctly?)

cubretsh \_\_\_\_\_  
scroodt \_\_\_\_\_

mesgforhins \_\_\_\_\_  
stretanuras \_\_\_\_\_

Can you think of anyone else?



(Muddle them and test a friend!)

# The Regent's Canal

**WHEN** was The Regents Canal opened?

1812

1820

1835

**HOW MUCH** did it cost to construct?

less than £300,000

£300,000 - £600,000


over £600,000

**HOW MANY** tons of cargo did it carry in its first year?

under 100,000

100,000 - 200,000

over 200,000



What happened at 'Blow-up Bridge'? \_\_\_\_\_

\_\_\_\_\_

Why did the canal fall into disuse? \_\_\_\_\_

\_\_\_\_\_

What is the canal used for now? \_\_\_\_\_

\_\_\_\_\_

# Coal



Before 1850, how did coal get to London? \_\_\_\_\_

What change did canals make to the supply? \_\_\_\_\_

\_\_\_\_\_

How did canals and railways work together? \_\_\_\_\_

\_\_\_\_\_

What energy utility was built on the canalside in the early 19th century?

\_\_\_\_\_

What advantages did this site have? \_\_\_\_\_

What other energy utility was built by 1900 for the same reason?

\_\_\_\_\_

Why did Victorian London need so much coal? \_\_\_\_\_

\_\_\_\_\_

\_\_\_\_\_

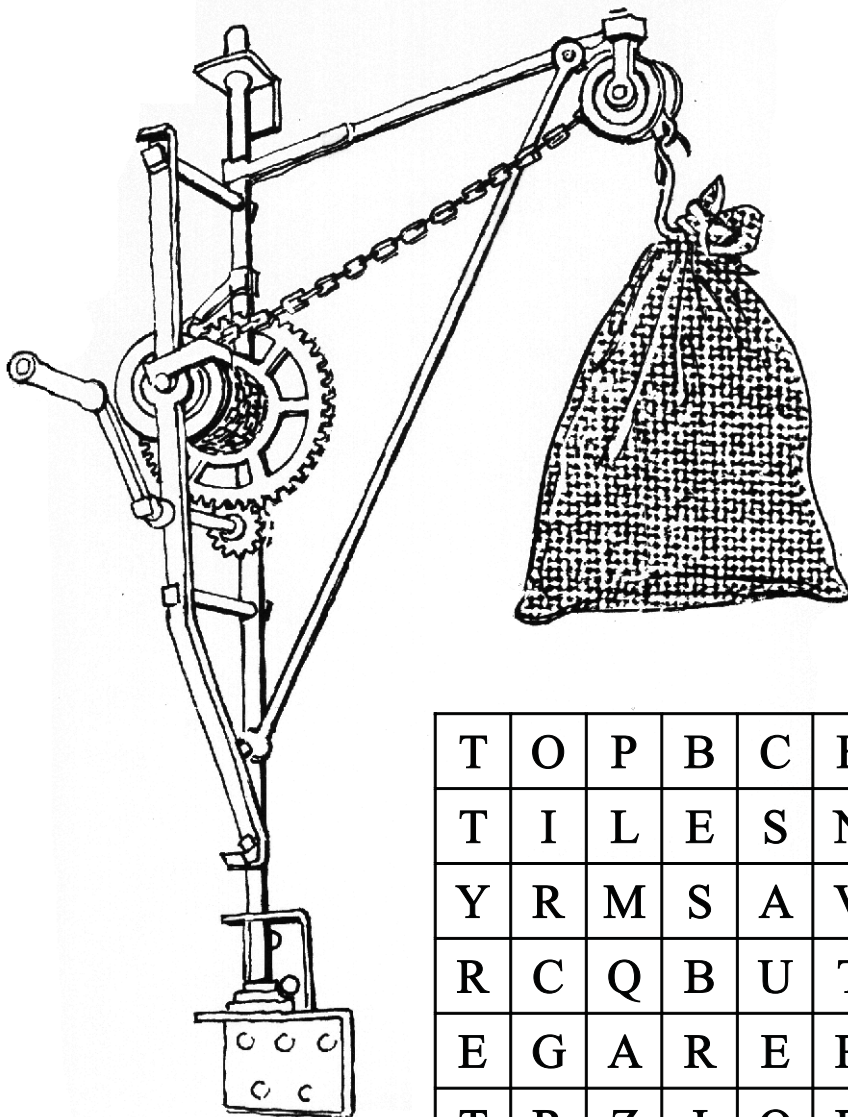
\_\_\_\_\_

(Think of transport, trade, manufacturing, number of people)



# Coal was not the only cargo on the canal. How many other cargoes can you find in this wordsearch?

The words can be found in a straight line going from left to right, up, down or diagonally in both directions. There are 12 words in all.



T	O	P	B	C	E	F	C	G	A
T	I	L	E	S	N	V	E	Y	E
Y	R	M	S	A	V	I	M	P	T
R	C	Q	B	U	T	N	E	A	P
E	G	A	R	E	R	T	N	S	N
T	R	Z	I	O	R	Q	T	R	X
T	A	G	C	J	B	U	O	N	T
O	V	F	K	I	N	C	M	E	P
P	E	S	S	E	I	S	A	N	D
S	L	A	T	E	M	J	K	L	X